



A WILO COMPANY

MOTORPUMP™ — 1750 RPM

Iron, 60 Hz, 4 X 2.5 X 8 ANSI FLG

103 JP

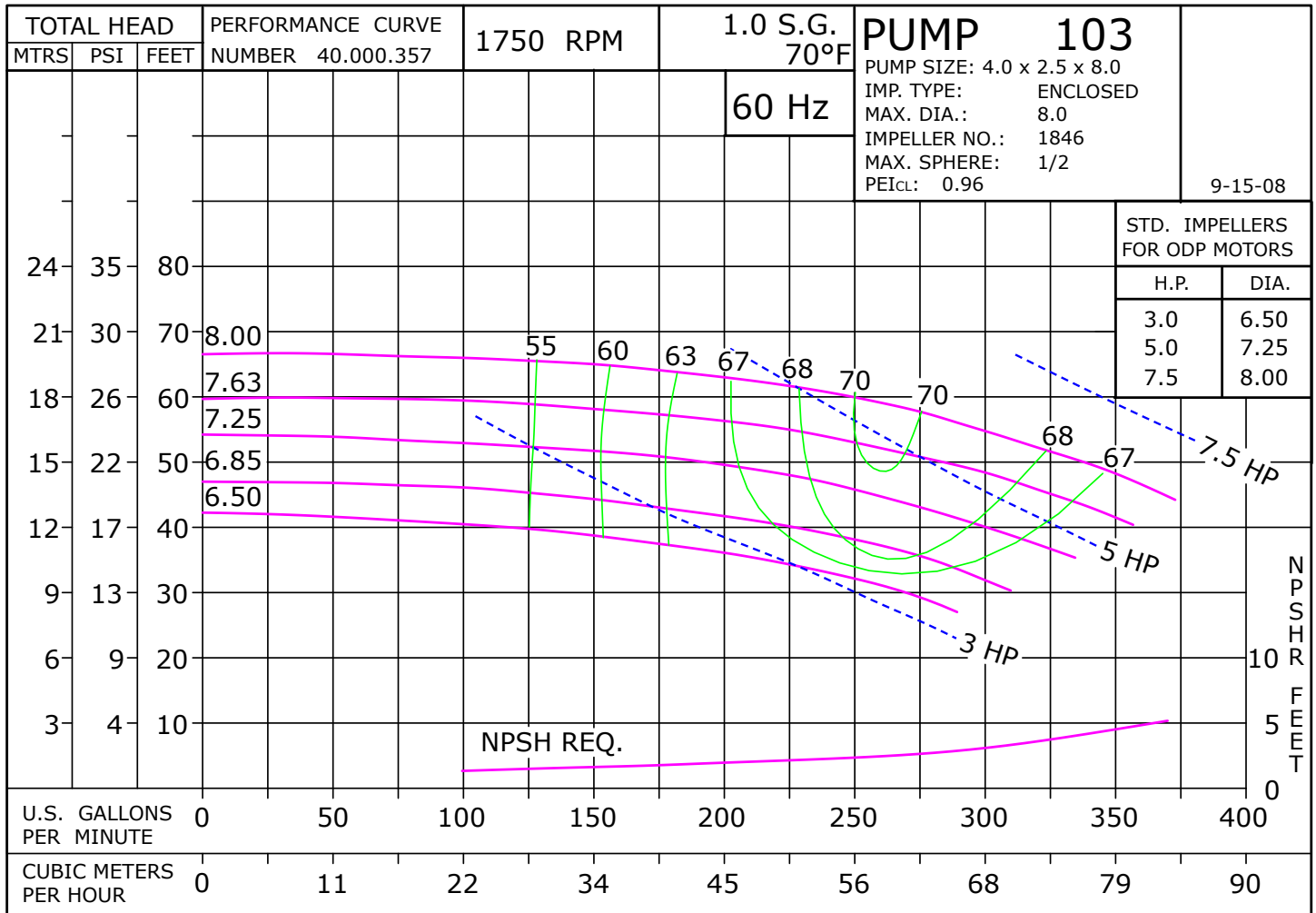
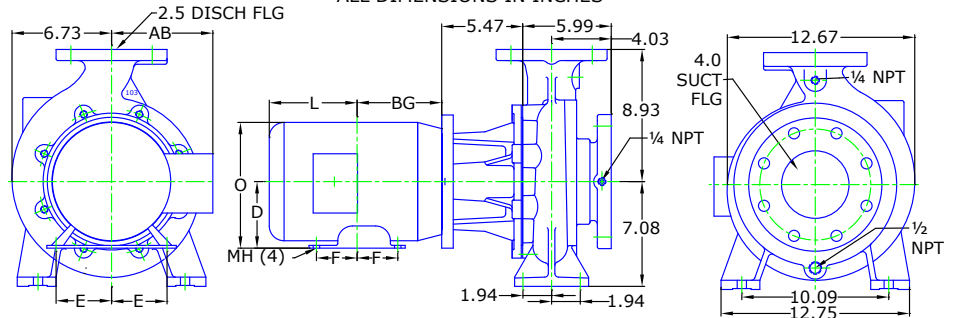


MOTOR DIMENSIONS

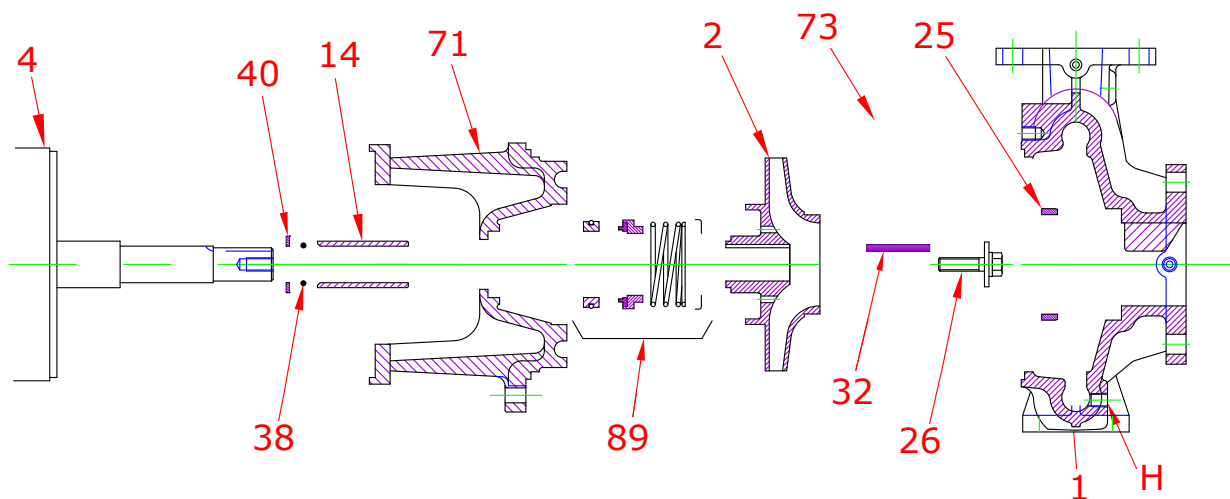
NEMA JP FRAME 3 PHASE 1750 RPM

HP	Type	Frame	D	E	F	O	AB	BG	L	MH
3	ODP	JP182	4.50	3.75	2.25	8.56	6.70	5.75	6.65	0.41
5	ODP	JP184	4.50	3.75	3.75	8.56	6.70	6.25	7.34	0.41
7.5	ODP	JP213	5.25	4.25	2.75	10.14	7.97	7.00	6.45	0.41
3	TEFC	JP182	4.50	3.75	2.25	8.85	7.57	5.01	7.14	0.41
5	TEFC	JP184	4.50	3.75	2.75	8.85	7.57	5.51	7.64	0.41
7.5	TEFC	JP213	5.25	4.25	2.75	10.41	8.67	6.00	8.41	0.41

DRAWING DEPICTS 184JP 5HP ODP MOTOR
ALL DIMENSIONS IN INCHES



Parts

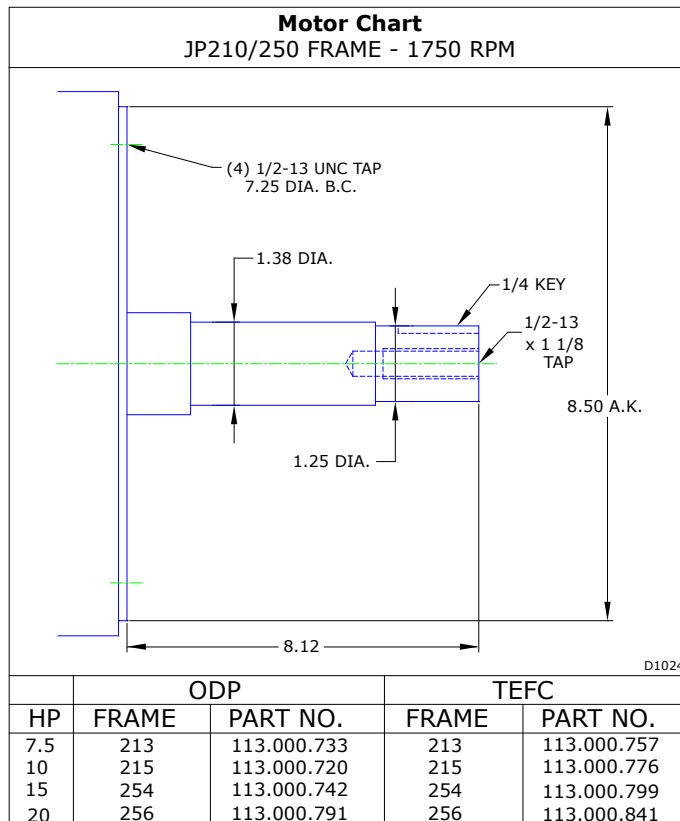
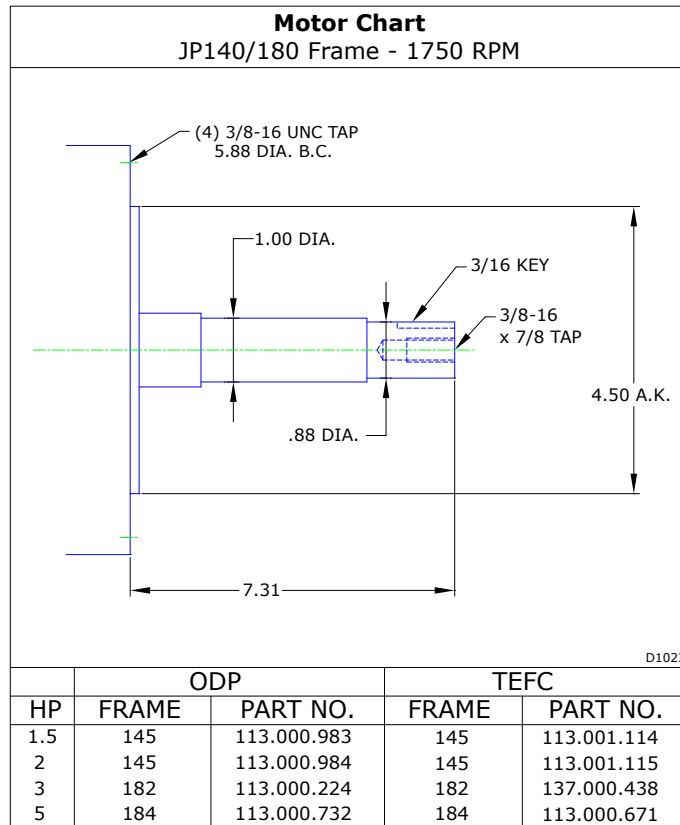


Key No.	Part Name	Part Number	
		3-5 HP	7.5 HP
1+	Case 103, Iron, 4 X 2.5 FLG Bronze Wear Ring & plugs	130.000.309X	130.000.309X
2	Impeller 103, Iron, Specify Dia., 8.00 Max	7/8" Key	1 1/4" Key
		137.002.241	137.002.242
4	Motor chart, JP140/180	See Chart	--
	Motor chart, JP210/250	--	See Chart
14*	Shaft Sleeve, Bronze	110.000.399	110.000.398
	Shaft Sleeve, Stainless	110.000.361	110.000.360
25	Wear Ring, Bronze	137.000.434	137.000.434
	Wear Ring, Steel	137.002.335	137.002.335
26*	Impeller retaining assembly, Stainless	118.000.635	118.000.640
32*	Key, Stainless	102.000.256	102.000.257
38*	O-ring, Shaft, Buna	116.000.117	116.000.218
	O-ring, Shaft, Viton	116.000.105	116.000.218A
40*	Flinger, Stainless	104.000.256	104.000.200
71	Adapter, Iron, JP140/180 1-1/2" Seal	132.000.391	--
	Adapter, Iron, JP210/250 1-3/4" Seal, with Brass plug	--	132.000.378X
73*	Gasket, Case, Fiber	116.000.276	116.000.276
89*		1 1/2"	1 3/4"
	Seal, Type 21, BN-CARB/CM	101.000.168	101.000.196
	Seal, Type 21, EPDM-CARB/SIL	101.000.175B	101.000.196B
	Seal, Type 21, EPDM-SIL/SIL	101.000.204A	137.001.555
	Seal, Type 21, VN-CARB/CM	101.000.191	101.000.216
	Seal, Type 21, VN-CARB/SIL	101.000.175	101.000.221
89A*	Seal, Type 21, VN-SIL/SIL	101.000.204	101.000.231
KIT	Seal spring retainer, Stainless	104.000.174	Included w/seal
	Repair Kit, BN-CARB/CM Seal, Brz sleeve, BN O-ring	118.000.413	118.000.410
	Repair Kit, EPDM-CARB/SIL Seal, Brz sleeve, BN O-ring	118.000.413D	118.000.410C
	Repair Kit, EPDM-SIL/SIL Seal, Brz sleeve, BN O-ring	118.000.413E	118.000.410E
	Repair Kit, VN-CARB/CM Seal, Brz sleeve, BN O-ring	118.000.413A	118.000.410A
	Repair Kit, VN-CARB/CM Seal, Stn sleeve, VN O-ring	118.000.413F	118.000.410G
	Repair Kit, VN-CARB/SIL Seal, Brz sleeve, BN O-ring	118.000.413B	118.000.410B
	Repair Kit, VN-SIL/SIL Seal, Stn sleeve, VN O-ring	118.000.413G	118.000.410D
Repair Kit, VN-SILB/SIL Seal, Brz sleeve, BN O-ring	118.000.413C	118.000.410H	

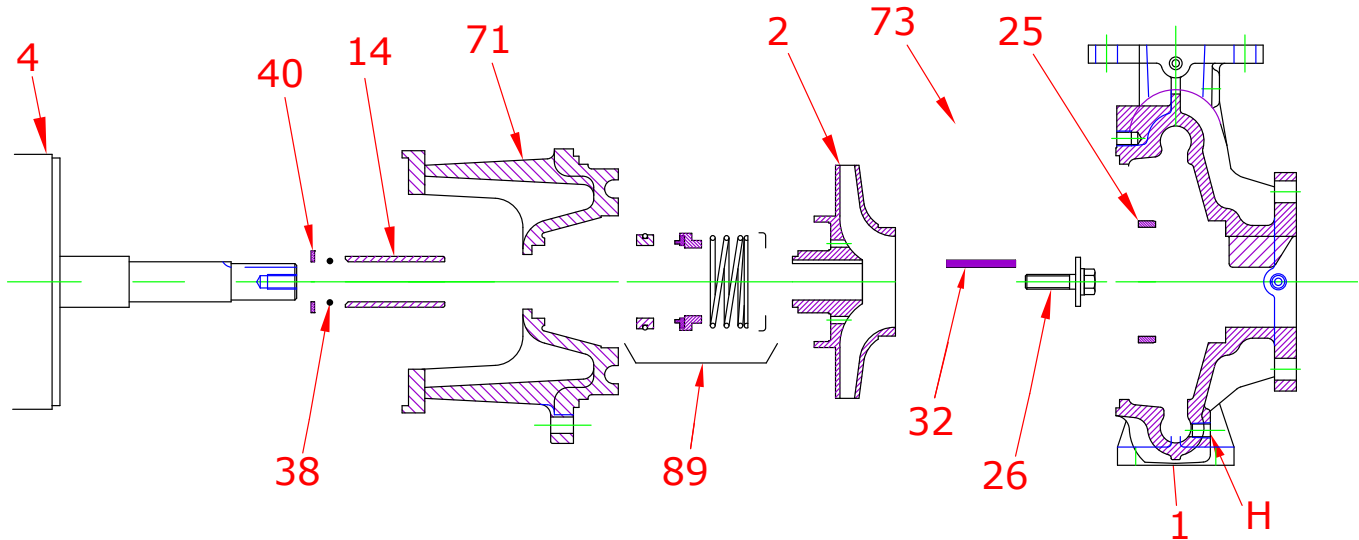
* Denotes components included in repair kit.

+ Includes bronze wear ring. For steel wear ring, replace suffix "X" with "X1".

Motor Charts



Construction Options



Construction Options			
Key No.	Part Name	Standard Fitted	All Iron
1	Case	Iron	Iron
2	Impeller	Iron	Iron
14	Shaft Sleeve	Bronze	Stainless
25	Wear Ring, Case	Bronze	Steel
26	Impeller Retainer	Stainless	Stainless
32	Key	Stainless	Stainless
38	Shaft O-Ring	Buna	Buna
40	Flinger	Stainless	Stainless
71	Adapter	Iron	Iron
73	Gasket, Case	Fiber	Fiber
89	Mechanical Seal, Type 21 BN-CM	Standard	Standard
89A*	Seal Spring Retainer	Stainless	Stainless
H	Plug, Drain	Brass	Plated Steel

* Included with seal on 7.5HP