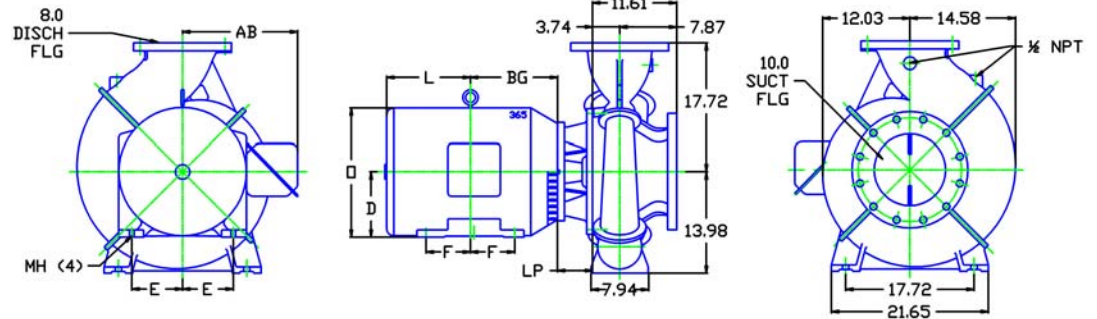


MOTOR DIMENSIONS

		NEMA	JM, JPZ FRAME				3 PHASE		1750 RPM			
HP	Type	Frame	D	E	F	O	AB	BG	L	LP	MH	
50	ODP	JM326	8.00	6.25	6.00	15.56	11.50	11.15	11.26	3.26	.66	
60	ODP	JM364	9.00	7.00	5.63	18.44	16.38	11.48	11.56	3.26	.75	
75	ODP	JPZ365	9.00	7.00	6.12	17.63	15.88	12.00	12.00	4.85	.66	
100	ODP	JPZ404	10.00	8.00	6.13	18.81	16.19	12.75	12.50	4.85	.81	
125	ODP	JPZ405	10.00	8.00	6.88	18.81	16.19	13.50	16.32	4.85	.75	
50	TEFC	JM326	8.00	6.25	6.00	15.94	12.58	11.00	14.57	3.36	.66	
60	TEFC	JM364	9.00	7.00	5.63	18.50	14.41	11.25	16.52	3.26	.75	
75	TEFC	JPZ365	9.00	7.00	6.13	18.13	16.81	12.00	14.69	4.85	.66	
100	TEFC	JPZ405	10.00	8.00	6.13	20.50	18.44	12.75	18.88	4.85	.81	

D098JPZ365

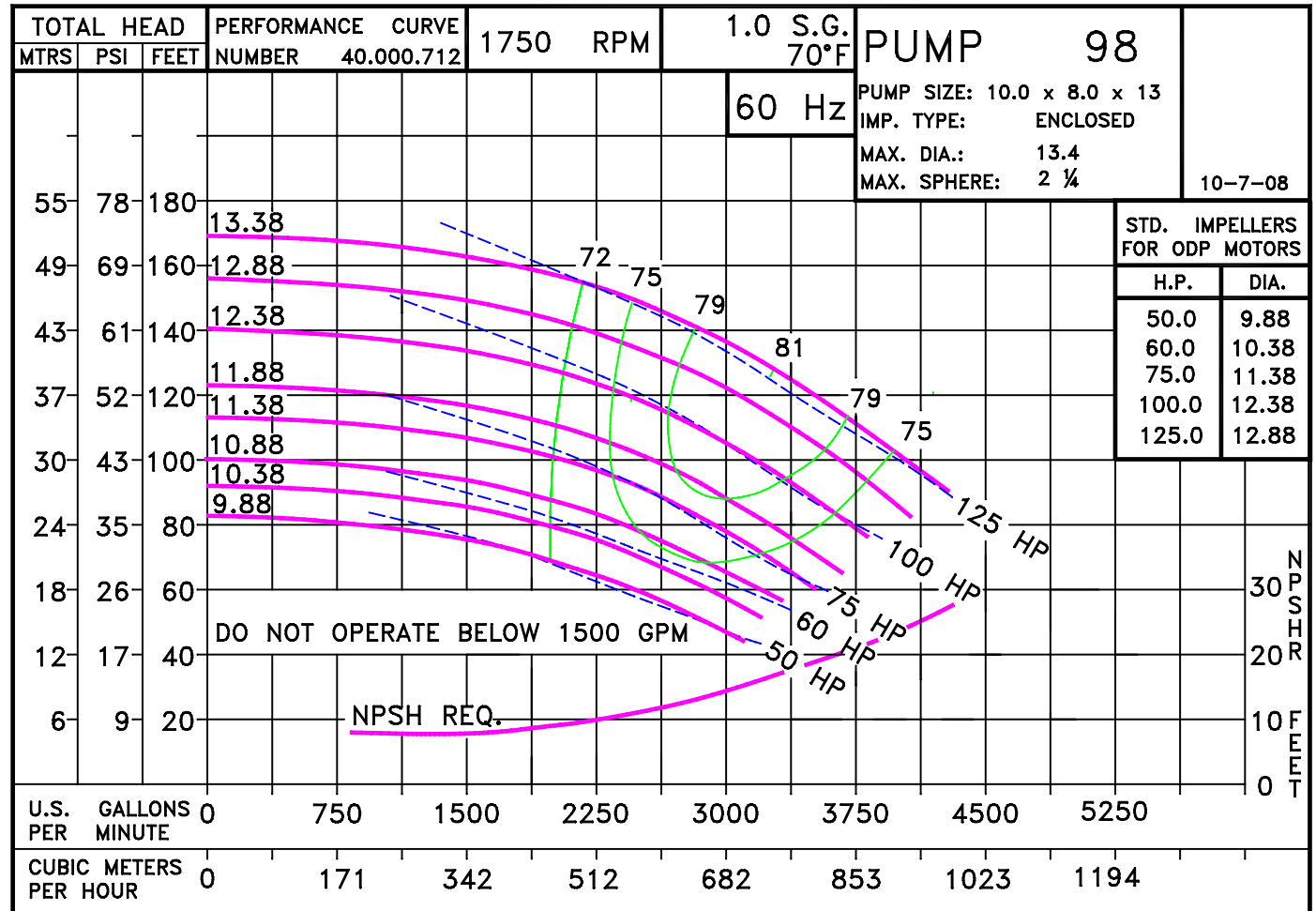
DRAWING DEPICTS 365JPZ 75HP ODP MOTOR



ALL DIMENSIONS IN INCHES.

DRAWING REPRESENTS APPROXIMATE PUMP DIMENSIONS. AUTOCAD DRAWING TO SCALE AVAILABLE FROM FACTORY.

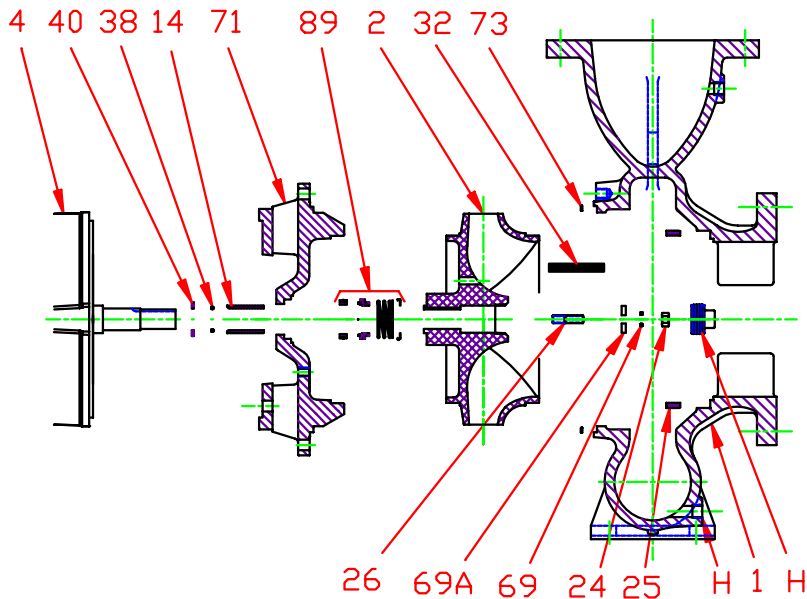
Contact factory for 125HP TEFC motor.



26850DP

D098JPZ365
0981750

Pump 98 • Iron • JM, JPZ Frame • 1750 RPM



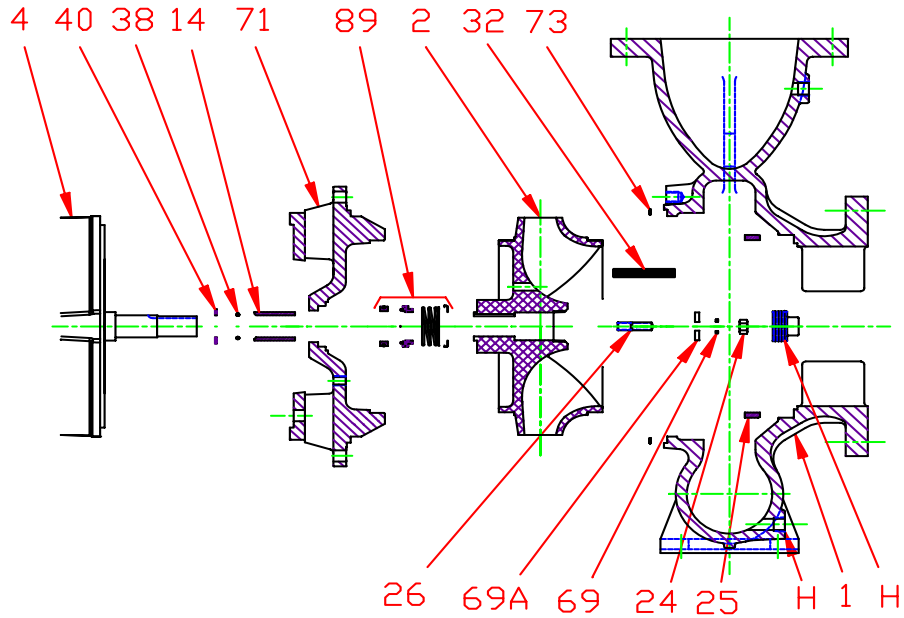
KEY NO.	PART NAME	JM FRAME MOTOR	JPZ FRAME MOTOR
1+	CASE, IRON, 10 x 8 FLG	137.001.780X	
2	IMPELLER, IRON, ENCLOSED, SPECIFY DIAMETER:		
	1 1/4" KEYED	137.002.328	--
	2 1/8" KEYED	--	137.001.781
2A	PLUG, BRASS, IMPELLER	137.002.339	--
4	MOTOR:		
	JM320/360	See Chart	--
	JPZ360/400	--	See Chart
14	SLEEVE, BRONZE	110.000.366	--
24*	NUT IMPELLER RETAINER:		
	STAINLESS	105.000.255	--
	TITANIUM	--	5773203-1.5
25	WEAR RING, CASE, BRONZE	137.001.835	
26*	STUD RETAINER:		
	STAINLESS	105.000.484	--
	TITANIUM	--	5773203-1.4
32*	KEY, STAINLESS	102.000.257	137.001.962
38*	O-RING, SHAFT, BUNA	116.000.218	--
40*^	FLINGER:		
	STAINLESS	104.000.200	--
	BRONZE, Includes Set Screws (not shown)	--	137.001.871X
69*	LOCKWASHER, STAINLESS	104.000.147	137.001.711
69A*	WASHER, STAINLESS	137.002.338	137.001.782
71	ADAPTER, IRON:		
	JM320/360	137.002.329	--
	JPZ360/400	--	137.001.784
73*	GASKET, CASE, FIBER	137.001.783	
89*	SEAL, TYPE 21, BN-CARB/CM:		
	1 3/4" DIAMETER	101.000.196	--
	2 3/4" DIAMETER	--	137.001.692
--	REPAIR KITS:		
	BN-CARB/CM SEAL	118.000.639	118.000.629

* DENOTES COMPONENTS INCLUDED IN REPAIR KIT.

+INCLUDES BRONZE WEAR RING.

^ REPAIR KIT FOR THE JPZ FRAME DOES NOT INCLUDE THE FLINGER

Pump 98 • Iron • JM, JPZ Frame • 1750 RPM



CONSTRUCTION OPTIONS			
KEY NO.	PART NAME	JM FRAME MOTOR	JPZ FRAME MOTOR
1	Case	Iron	Iron
2	Impeller	Iron	Iron
2A	Plug, Impeller	Brass	--
4	Motor Shaft	Carbon Steel	316 Stainless
14	Sleeve, Shaft	Brass	--
24	Nut	Stainless	Titanium
25	Wear Ring, Case	Bronze	Bronze
26	Stud	Stainless	Titanium
32	Key	Stainless	Stainless
38	O-ring	Buna	--
40	Flinger	Stainless	Bronze
69	Lockwasher	Stainless	Stainless
69A	Washer	Stainless	Stainless
71	Adapter	Iron	Iron
73	Gasket, Case	Fiber	Fiber
89	Mechanical Seal, Type 21 BN-CM	Standard	Standard
H	Plug	Brass	Brass

E098JM

H11

P0981750JM