

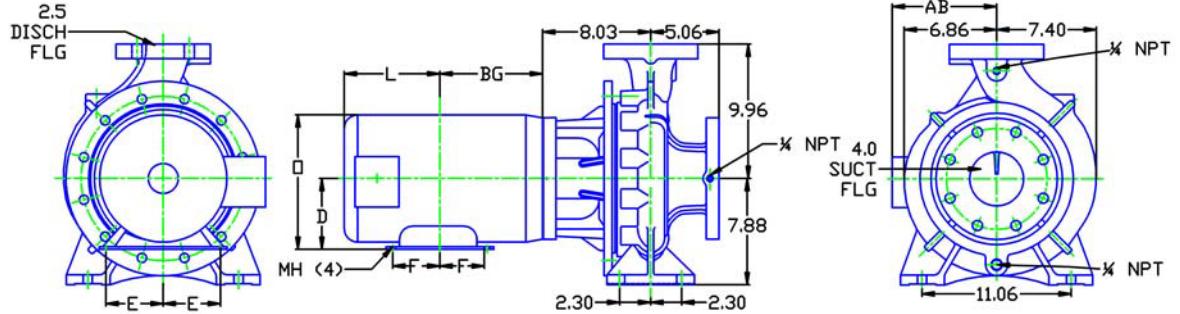
#### MOTOR DIMENSIONS

#### NEMA PREMIUM EFFICIENT JP FRAME 3 PHASE 1750 RPM

HP	Type	Frame	D	E	F	O	AB	BG	L	MH
7.5	ODP	JP213	5.25	4.25	2.75	10.03	7.97	7.45	7.08	0.43
10	ODP	JP215	5.25	4.25	3.50	10.03	7.46	7.78	5.93	0.43
15	ODP	JP254	6.25	5.00	4.13	12.00	9.49	8.86	8.81	0.53
7.5	TEFC	JP213	5.25	4.25	2.75	10.41	8.67	6.00	8.41	.41
10	TEFC	JP215	5.25	4.25	3.50	10.37	8.19	6.77	9.16	.41
15	TEFC	JP254	6.25	5.00	4.13	12.76	10.48	8.13	10.84	.53

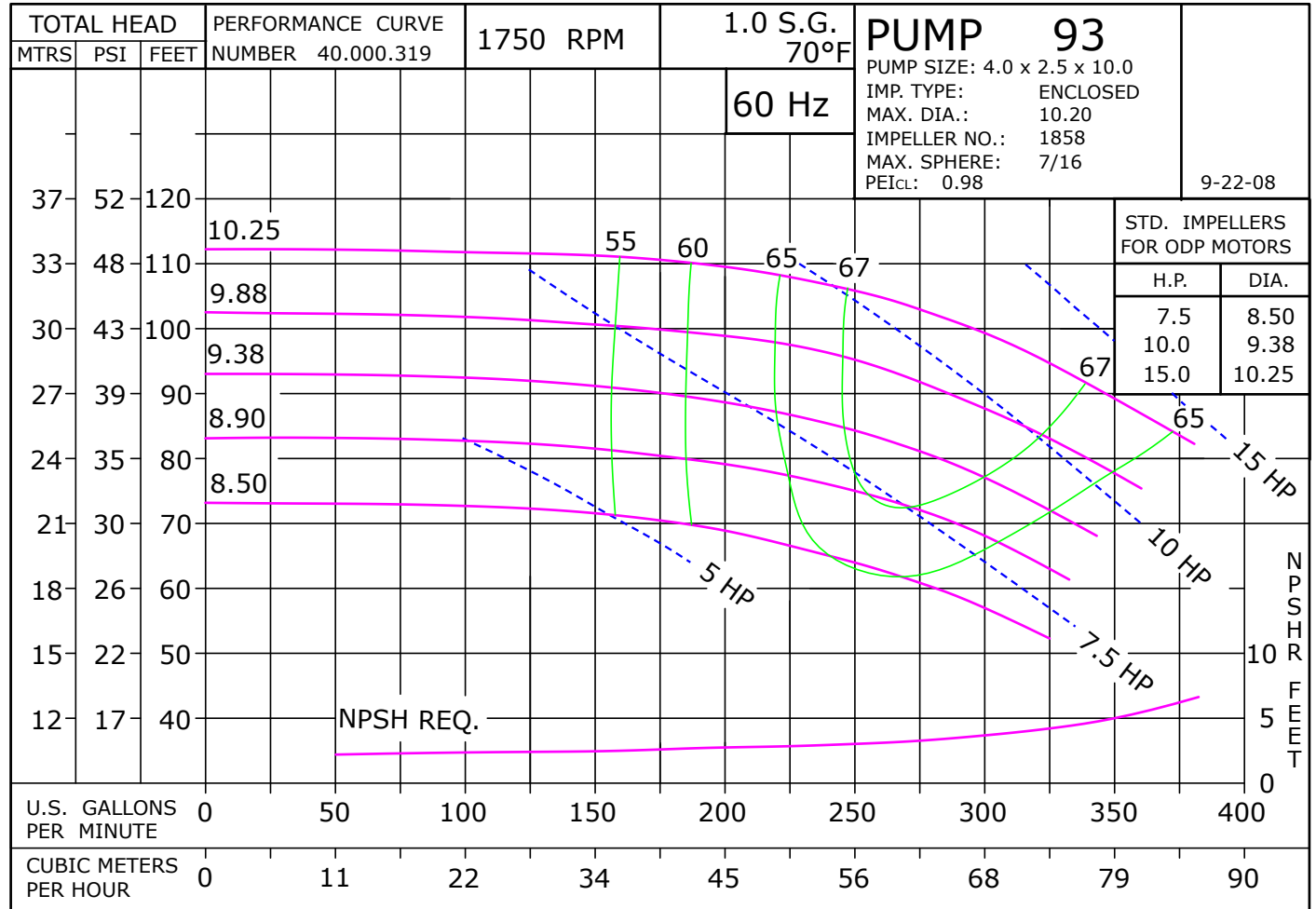
D093JP215

DRAWING DEPICTS JP215 10HP ODP MOTOR



ALL DIMENSIONS IN INCHES.

DRAWING REPRESENTS APPROXIMATE PUMP DIMENSIONS. AUTOCAD DRAWING TO SCALE AVAILABLE FROM FACTORY.



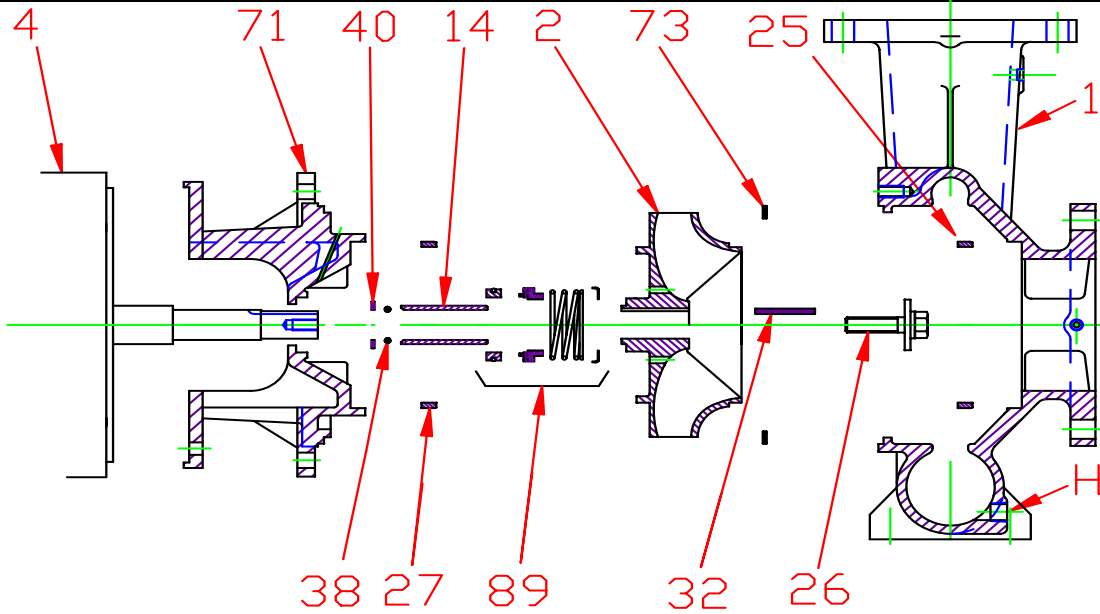
09310TE

D093JP215  
0931750

# 93 JP

0931750JP  
81.000.904 A20

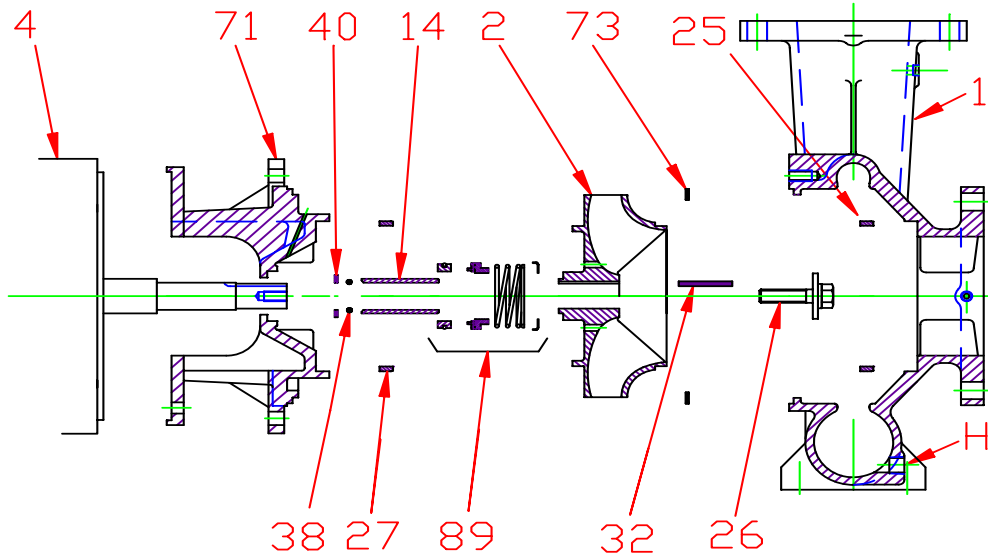
**Pump 93 • Iron • JP Frame • 1750 RPM**



KEY NO.	PART NAME	PUMP NO. 93
1+	CASE, IRON, 4 x 2.5 FLG	130.000.305X
2	IMPELLER, 1¼" KEYED, ENCLOSED, SPECIFY DIAMETER: IRON	137.000.159
4	MOTOR, JP210/250	See Chart
14*	SHAFT SLEEVE, BRONZE SHAFT SLEEVE, STEEL	110.000.398 110.000.360
25	WEAR RING, CASE, BRONZE WEAR RING, CASE, STEEL	103.000.201 103.000.189
26*	IMPELLER RETAINER, STAINLESS	118.000.640
27	WEAR RING, ADAPTER, BRONZE WEAR RING, ADAPTER, STEEL	103.000.202 103.000.185
32*	KEY, STAINLESS	102.000.282
38*	O-RING, SHAFT, BUNA O-RING, SHAFT, VITON	116.000.218 116.000.218A
40*	FLINGER, STAINLESS	104.000.200
71+	ADAPTER, IRON, JP210/250	132.000.361X
73*	GASKET, CASE, FIBER	116.000.267
89*	1¾" SEALS:	
	BN-CARB/CM	101.000.196
	VN-CARB/CM	101.000.216
	VN-CARB/SIL	101.000.221
	VN-SIL/SIL	101.000.231
	EPDM-CARB/SIL EPDM-SIL/SIL	101.000.196B 137.001.555
--	° REPAIR KITS:	
	BN-CARB/CM SEAL	118.000.404
	VN-CARB/CM SEAL (S)	118.000.404A
	VN-CARB/SIL SEAL	118.000.404B
	VN-SIL/SIL SEAL (S)	118.000.404D
	EPDM-CARB/SIL SEAL	118.000.404C
	EPDM-SIL/SIL SEAL	118.000.404E

\* DENOTES COMPONENTS INCLUDED IN REPAIR KIT.  
 + INCLUDES BRONZE WEAR RING.  
 FOR STEEL WEAR RING, REPLACE SUFFIX "X" WITH "X1".  
 ° THE REPAIR KIT INCLUDES THE BRONZE SHAFT SLEEVE EXCEPT THE (S) INDICATED, WHICH IS STAINLESS WITH VITON SHAFT O-RING.

**Pump 93 • Iron • JP Frame • 1750 RPM**



CONSTRUCTION OPTIONS			
KEY	PART NAME	STANDARD FITTED	ALL IRON
1	Case	Iron	Iron
2	Impeller	Iron	Iron
14	Shaft Sleeve	Bronze	Stainless
25	Wear Ring, Case	Bronze	Steel
26	Impeller Retainer	Stainless	Stainless
27	Wear Ring, Adapter	Bronze	Steel
32	Key	Stainless	Stainless
38	Shaft O-Ring	BUNA	BUNA
40	Flinger	Stainless	Stainless
71	Adapter	Iron	Iron
73	Gasket, Case	Fiber	Fiber
89	Mechanical Seal, Type 21 BN-CM	Standard	Standard
H	Plug, Drain	Brass	Plated Steel

E096JP

M11

C0931750JP