



A WILO COMPANY

MOTORPUMP™ — 3500 RPM

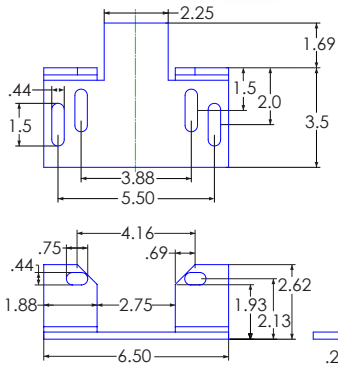
Iron, 60 Hz, 1.25 X 1.25 X 5.63 NPT

126 J56

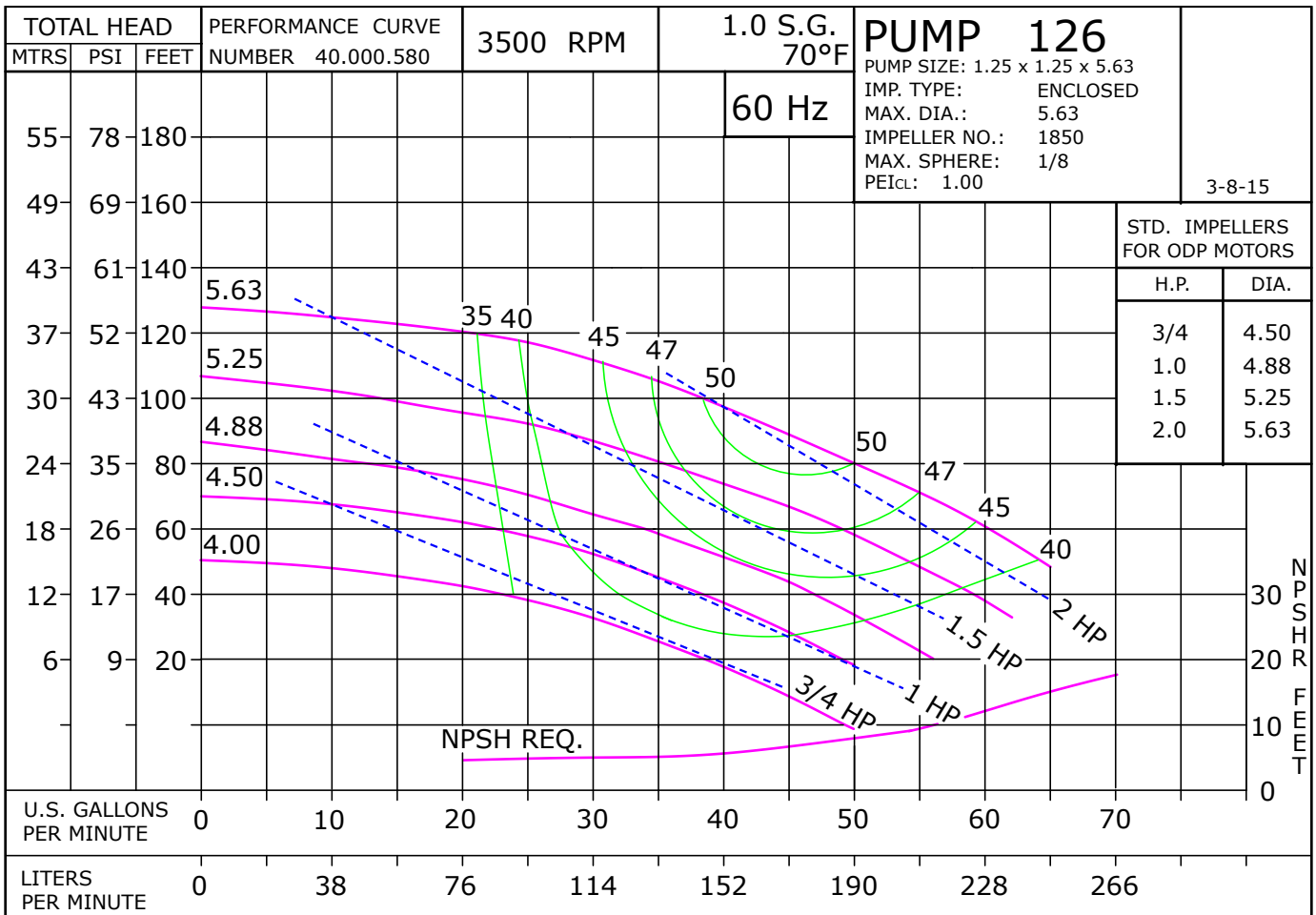
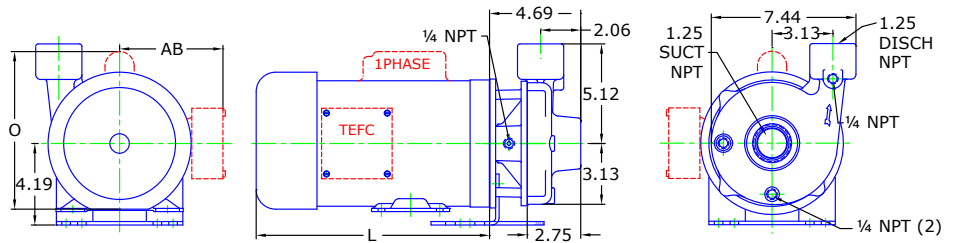


Motor Dimensions NEMA J56 Frame 3500 RPM							
HP	Type	3 Phase			1 Phase		
		L	O	AB	L	O	AB
0.75	ODP	8.65	6.46	3.32	9.56	8.37	3.25
1.0	ODP	8.65	6.46	3.32	9.81	8.37	3.25
1.5	ODP	9.04	6.46	3.32	10.31	8.37	3.25
2.0	ODP	9.44	6.46	3.32	10.31	8.37	3.25
0.75	TEFC	9.48	7.33	5.87	9.43	8.10	5.31
1.0	TEFC	10.27	7.33	5.87	10.59	8.10	5.31
1.5	TEFC	11.06	7.33	5.87	10.59	8.10	5.31
2.0	TEFC	11.85	7.33	5.87	11.77	8.10	5.31

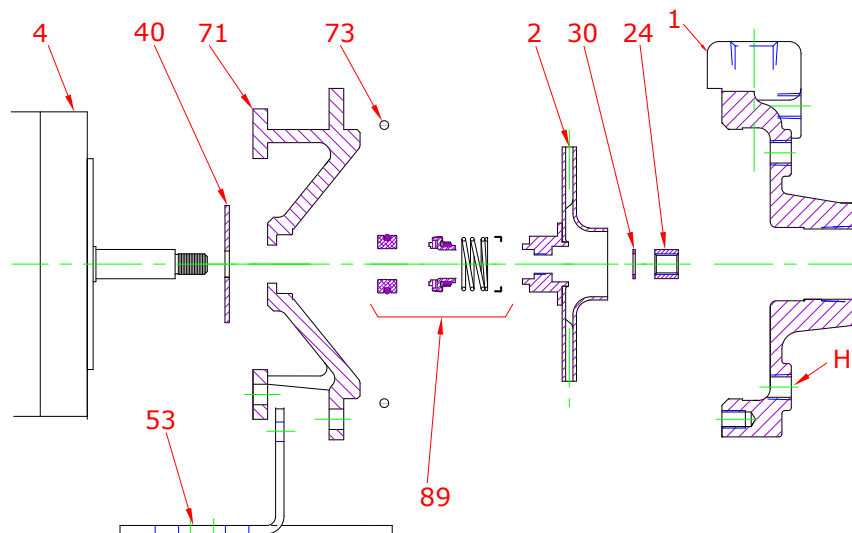
Motors are Standard Efficient with the exception of the 1-2 HP 3 phase TEFC, which are Premium Efficient.



DRAWING DEPICTS 56J1 PHASE TEFC MOTOR
ALL DIMENSIONS IN INCHES



Parts



Key No.	Part Name	Part Number	
1	Case 126, Iron, 1.25 X 1.25 NPT Brass Plugs	137.000.664X	
2	Impeller 11/12, Stainless, 4.00 Dia 7/16" Thrd, Enclosed	131.000.763J	
	Impeller 11/12, Stainless, 4.50 Dia 7/16" Thrd, Enclosed	131.000.763E	
	Impeller 11/12, Stainless, 5.00 Dia 7/16" Thrd, Enclosed	131.000.763C	
	Impeller 11/12, Stainless, 5.50 Dia 7/16" Thrd, Enclosed	131.000.763H	
	Impeller 11/12, Stainless, 5.62 Dia 7/16" Thrd, Enclosed	131.000.763A	
4	Motor chart, J56 3.5" Rigid Base	See Chart	
	Motor chart, J56 Round Body	See Chart	
24*+	Nut, Stainless	105.000.465	
30*+	D Washer, Stainless	104.000.168	
40*	Flinger, Neoprene	104.000.171	
53	Base, Steel	119.000.231A	
71	Adapter, Iron, J56, 5/8" Seal, with Brass plug	132.000.337X	
73*	Gasket, Case, Buna	116.000.146	
89*	Seal, 5/8", Type 21, EPDM-CARB/CM, With retainer	101.000.327	
	Seal, 5/8", Type 21, EPDM-CARB/SIL, With retainer	101.000.173	
	Seal, 5/8", Type 21, EPDM-SIL/SIL, With retainer	101.000.236	
	Seal, 5/8", Type 21, VN-CARB/CM, With retainer	101.000.103	
	Seal, 5/8", Type 21, VN-CARB/SIL, With retainer	101.000.120	
	Seal, 5/8", Type 21, VN-SIL/SIL, With retainer	101.000.239	
	Seal, 5/8", Type 6, BN-CARB/CM, No retainer	101.000.110	
KIT		3 Phase:	1 Phase:
	Repair Kit, 5/8" BN-CARB/CM Seal	118.000.340	118.000.340.1
	Repair Kit, 5/8" EPDM-CARB/CM Seal	118.000.340R	118.000.340R.1
	Repair Kit, 5/8" EPDM-CARB/SIL Seal	118.000.340C	118.000.340C.1
	Repair Kit, 5/8" EPDM-SIL/SIL Seal	118.000.340D	118.000.340D.1
	Repair Kit, 5/8" VN-CARB/CM Seal	118.000.340A	118.000.340A.1
	Repair Kit, 5/8" VN-CARB/SIL Seal	118.000.340B	118.000.340B.1
Repair Kit, 5/8" VN-SIL/SIL Seal	118.000.340J	118.000.340J.1	

* Denotes components included in repair kit.

+ Not required on 1/3 to 1-1/2 HP 1 phase motors.

Use 3 phase kits on 2-3 HP 1 phase motors.

Motor Charts

Motor Chart
J56 Frame, Round Body - 3500 RPM - 1 & 3 Phase

1 PHASE 60 Hz 3500 RPM			3 PHASE 60 Hz 3500 RPM				
115/230V			208-230/460V		575V		
HP	ODP	TEFC	HP	ODP	TEFC	ODP	TEFC
1/3	113.000.101		1/3	113.000.365			- -
1/2	113.000.102		1/2	113.000.366			113.000.506
3/4	113.000.103	REPLACED BY 3.5" RIGID BASE	3/4	113.000.354	REPLACED BY 3.5" RIGID BASE	REPLACED BY 3.5" RIGID BASE	113.000.502
1	113.000.104		1	113.000.372			113.000.469
1.5	113.000.143		1.5	113.000.360			113.000.411
2	113.000.348		2	113.000.349			113.000.562
3	113.000.581		3	113.000.360			113.001.347

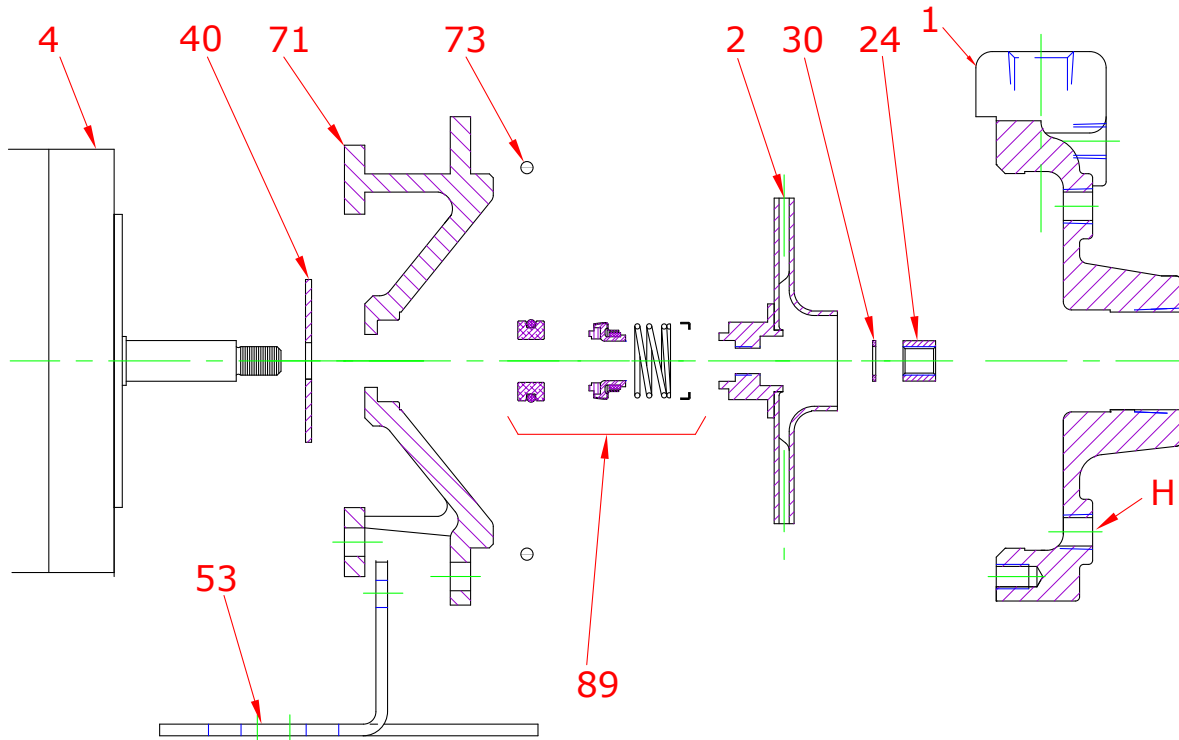
D1009

Motor Chart
J56 Frame, 3.5" Rigid Base - 3500 RPM - 1 & 3 Phase

1 PHASE 60 Hz 3500 RPM			3 PHASE 60 Hz 3500 RPM				
115/230V			208-230/460V		575V		
HP	ODP	TEFC	HP	ODP	TEFC	ODP	TEFC
1/3	113.000.880	137.001.633	1/3	- -	- -	- -	- -
1/2	113.000.116	113.000.929	1/2	113.000.118	113.001.154	137.001.634	113.001.211
3/4	137.001.439	113.000.167	3/4	137.001.080	137.001.223	137.001.635	137.002.416
1	137.001.097	137.001.352	1	137.001.081	137.001.232	137.001.636	137.002.548
1.5	137.001.658	137.001.538	1.5	137.001.069	113.000.409	137.001.456	137.002.409
2	137.001.671	137.001.204	2	137.001.052	137.001.211	137.001.637	137.001.774
3	137.001.672	137.001.539	3	137.001.082	137.001.188	137.001.503	137.002.544

D1367

Construction Options



Construction Options			
Key	Part Name	Standard Fitted	All Iron
1	Case	Iron	Iron
2	Impeller	Stainless	Stainless
24	Impeller Locknut	Stainless	Stainless
30	D-Washer	Stainless	Stainless
40	Flinger	Neoprene	Neoprene
53	Base	Steel	Steel
71	Adapter	Iron	Iron
73	Gasket, Case	Buna	Buna
89	Mechanical Seal, Type 6 BN-CM	Standard	Standard
H	Plug, Drain	Brass	Plated Steel