



A WILO COMPANY

MOTORPUMP™ — 3500 RPM

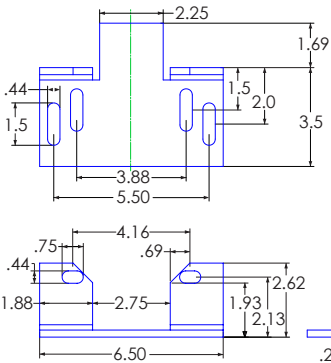
Iron, 60 Hz, 1.5 X 1.25 X 5.63 NPT

125 J56

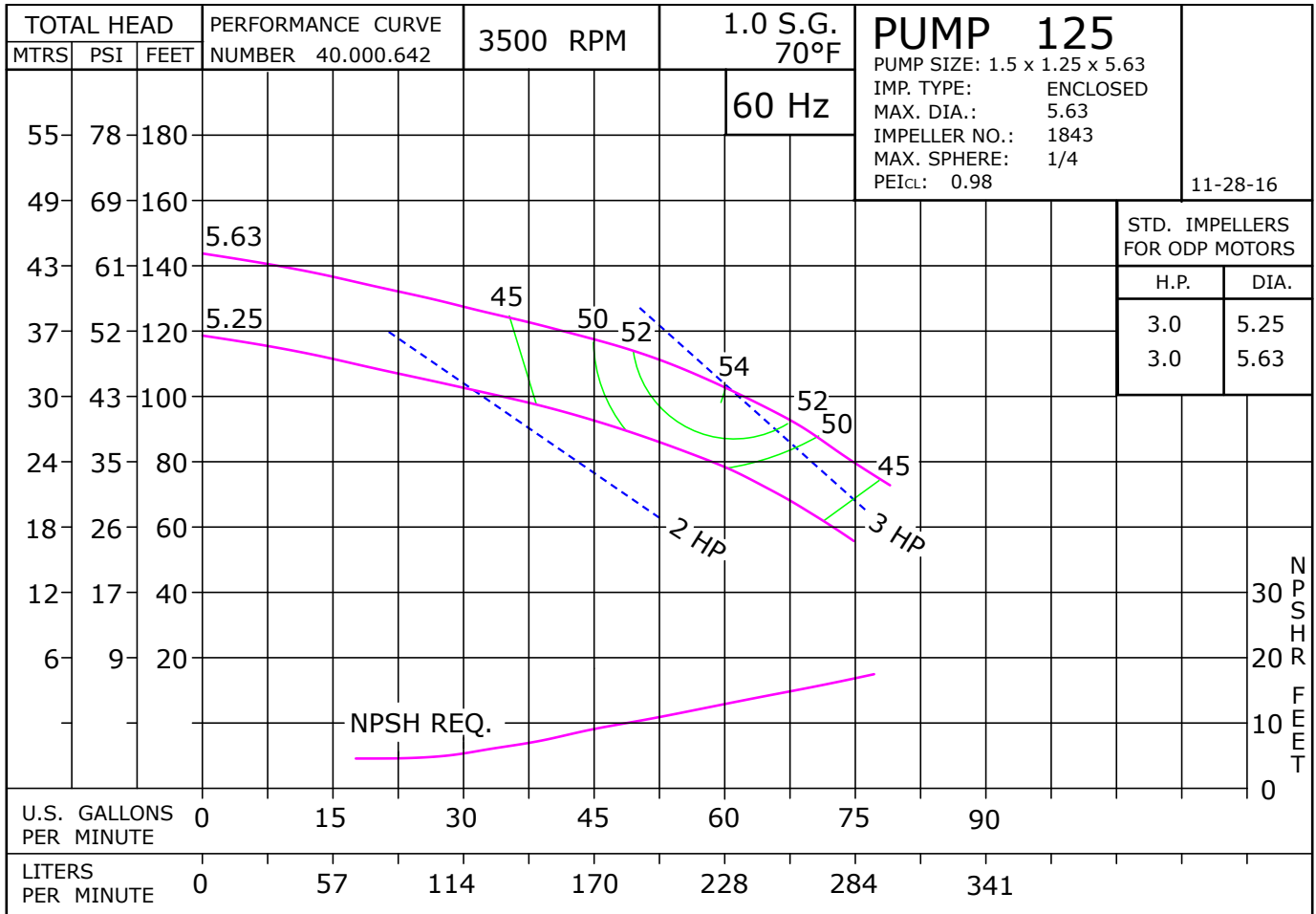
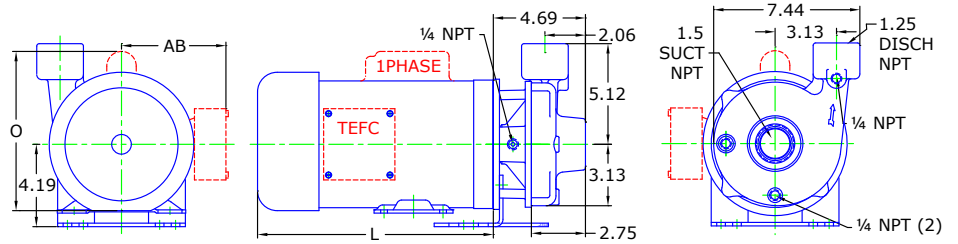


Motor Dimensions NEMA J56 Frame 3500 RPM							
HP	Type	3 Phase			1 Phase		
		L	O	AB	L	O	AB
2.0	ODP	9.44	6.46	3.32	10.31	8.37	3.25
3.0	ODP	10.22	6.46	3.32	10.84	8.37	3.25
2.0	TEFC	11.85	7.33	5.87	11.77	8.10	5.31
3.0	TEFC	13.03	7.33	5.87	12.16	8.10	5.31

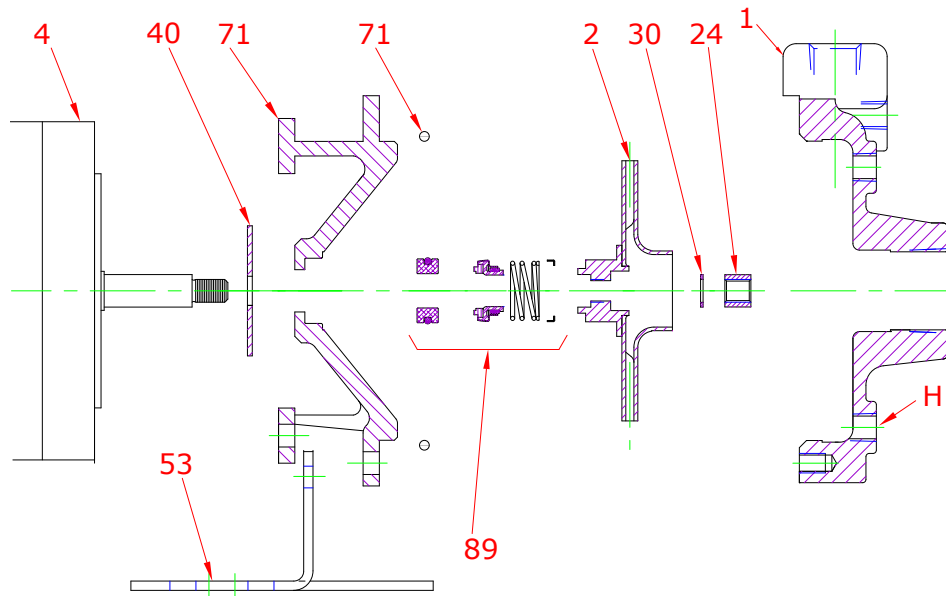
Motors are Standard Efficient with the exception of the 1-2 HP 3 phase TEFC, which are Premium Efficient.



DRAWING DEPICTS 56J 1PHASE TEFC MOTOR
ALL DIMENSIONS IN INCHES



Parts



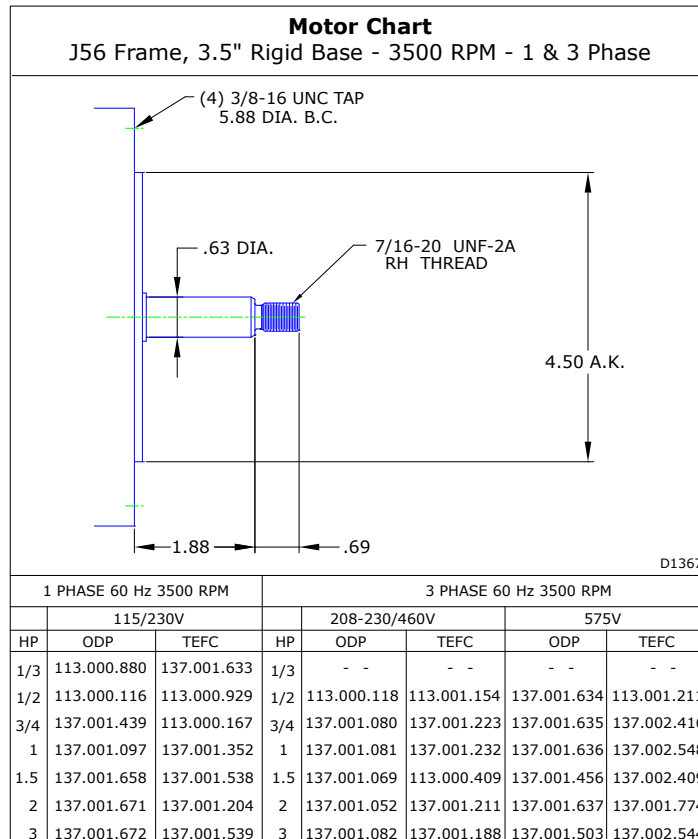
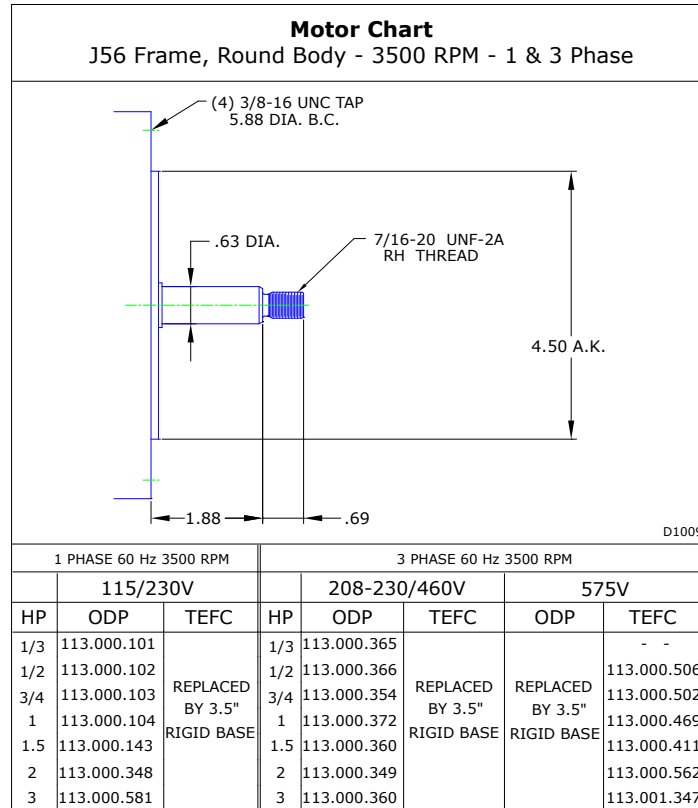
Key No.	Part Name	Part Number	
1	Case 125, Iron, 1.50 X 1.25 NPT Brass Plugs	137.000.665X	
2	Impeller 125, Stainless, 5.25 Dia., 7/16" Threaded	137.001.912A	
	Impeller 125, Stainless, 5.60 Dia., 7/16" Threaded	137.001.912	
4	Motor chart, J56 3.5" Rigid Base	See Chart	
	Motor chart, J56 Round Body	See Chart	
24*+	Nut, Stainless	105.000.465	
30*+	D Washer, Stainless	104.000.168	
40*	Flinger, Neoprene	104.000.171	
53	Base, Steel	119.000.231A	
71	Adapter, Iron, J56, 5/8" Seal, with Brass plug	132.000.337X	
73*	Gasket, Case, Buna	116.000.146	
89*	Seal, 5/8", Type 21, EPDM-CARB/CM, With retainer	101.000.327	
	Seal, 5/8", Type 21, EPDM-CARB/SIL, With retainer	101.000.173	
	Seal, 5/8", Type 21, EPDM-SIL/SIL, With retainer	101.000.236	
	Seal, 5/8", Type 21, VN-CARB/CM, With retainer	101.000.103	
	Seal, 5/8", Type 21, VN-CARB/SIL, With retainer	101.000.120	
	Seal, 5/8", Type 21, VN-SIL/SIL, With retainer	101.000.239	
	Seal, 5/8", Type 6, BN-CARB/CM, No retainer	101.000.110	
KIT		3 Phase:	1 Phase:
	Repair Kit, 5/8" BN-CARB/CM Seal	118.000.340	118.000.340.1
	Repair Kit, 5/8" EPDM-CARB/CM Seal	118.000.340R	118.000.340R.1
	Repair Kit, 5/8" EPDM-CARB/SIL Seal	118.000.340C	118.000.340C.1
	Repair Kit, 5/8" EPDM-SIL/SIL Seal	118.000.340D	118.000.340D.1
	Repair Kit, 5/8" VN-CARB/CM Seal	118.000.340A	118.000.340A.1
	Repair Kit, 5/8" VN-CARB/SIL Seal	118.000.340B	118.000.340B.1
	Repair Kit, 5/8" VN-SIL/SIL Seal	118.000.340J	118.000.340J.1

* Denotes components included in repair kit.

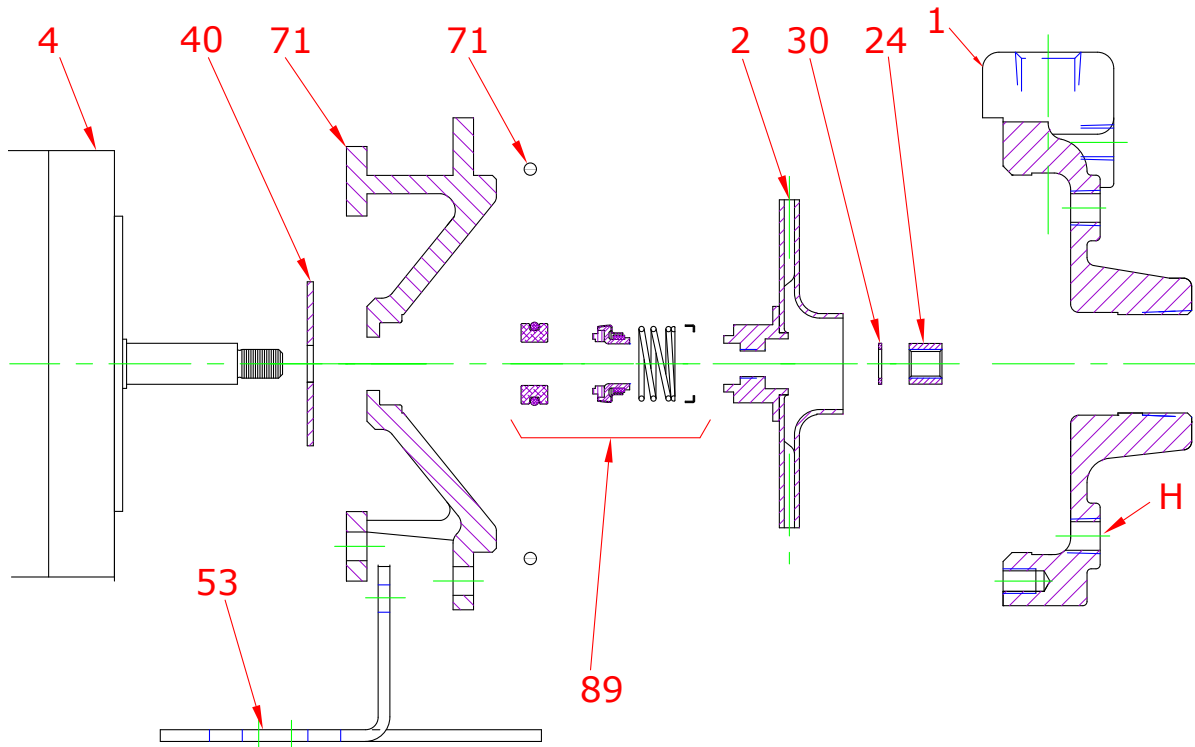
+ Not required on 1/3 to 1-1/2 HP 1 phase motors.

Use 3 phase kits on 2-3 HP 1 phase motors.

Motor Charts



Construction Options



Construction Options			
Key	Part Name	Standard Fitted	All Iron
1	Case	Iron	Iron
2	Impeller	Stainless	Stainless
24	Impeller Locknut	Stainless	Stainless
30	D-Washer	Stainless	Stainless
40	Flinger	Neoprene	Neoprene
53	Base	Steel	Steel
71	Adapter	Iron	Iron
73	Gasket, Case	Buna	Buna
89	Mechanical Seal, Type 6 BN-CM	Standard	Standard
H	Plug, Drain	Brass	Plated Steel