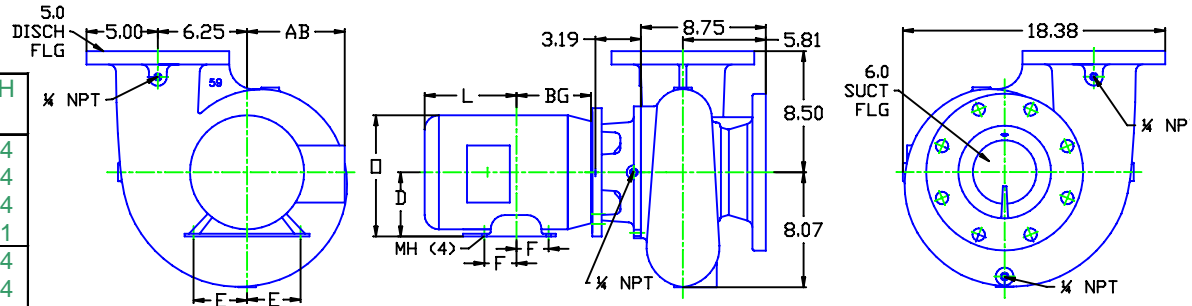


MOTOR DIMENSIONS
NEMA JM FRAME 3 PHASE

HP	TYPE	FRAME	D	E	F	O	AB	BG	L	MH
1.0	ODP	JM145	3.50	2.75	2.00	6.75	3.75	4.88	6.31	.34
1.5	ODP	JM182	4.50	3.75	2.25	8.50	6.84	5.22	6.44	.34
2.0	ODP	JM184	4.50	3.75	2.25	8.50	6.84	5.22	6.44	.44
3.0	ODP	JM213	5.25	4.25	2.75	9.75	7.75	6.97	6.25	.41
1.0	TEFC	JM145	3.50	2.75	2.00	7.16	6.09	4.75	5.13	.34
1.5	TEFC	JM182	4.50	3.75	2.25	9.28	7.50	4.97	8.38	.34
2.0	TEFC	JM184	4.50	3.75	2.25	9.28	7.50	5.47	7.88	.44
3.0	TEFC	JM213	5.25	4.25	2.75	10.88	8.25	6.19	9.00	.41

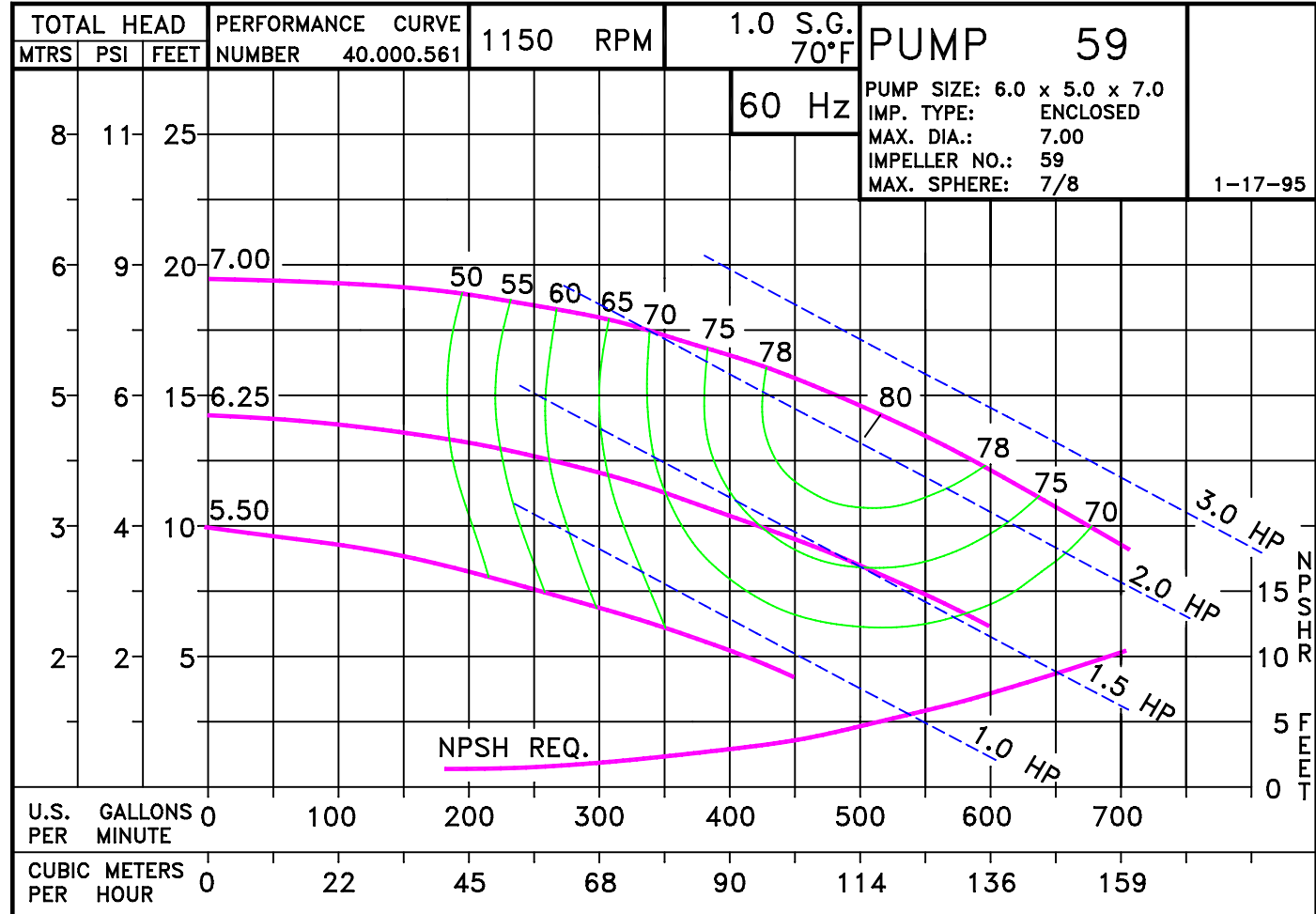
D059JM182

DRAWING DEPICTS JM182 1.5HP ODP MOTOR



ALL DIMENSIONS IN INCHES.

DRAWING REPRESENTS APPROXIMATE PUMP DIMENSIONS. AUTOCAD DRAWING TO SCALE AVAILABLE FROM FACTORY.



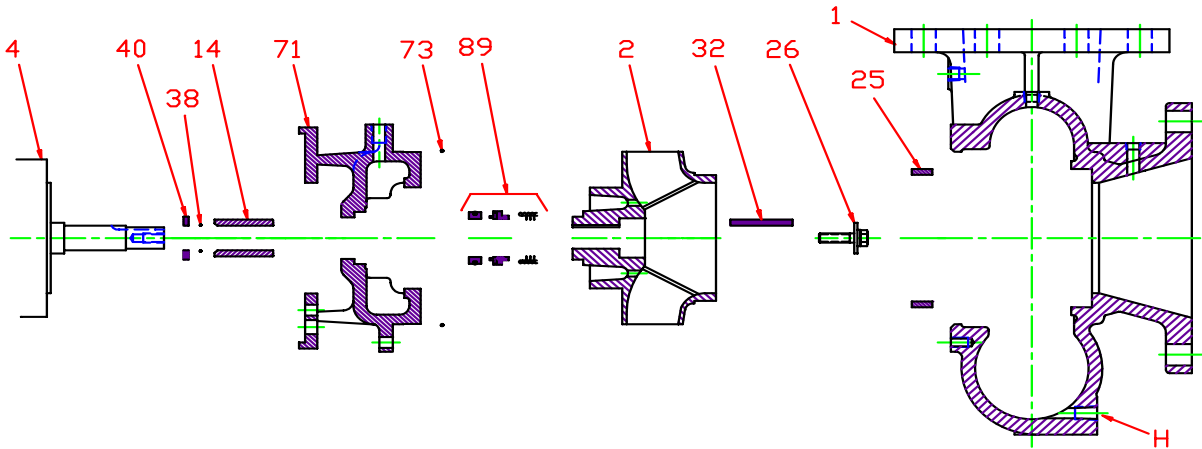
0597DP

D059JM182
0591150

59
JM

059M1150
81.001.808 F15

Pump 59 • Iron • JM Frame • 1150 RPM



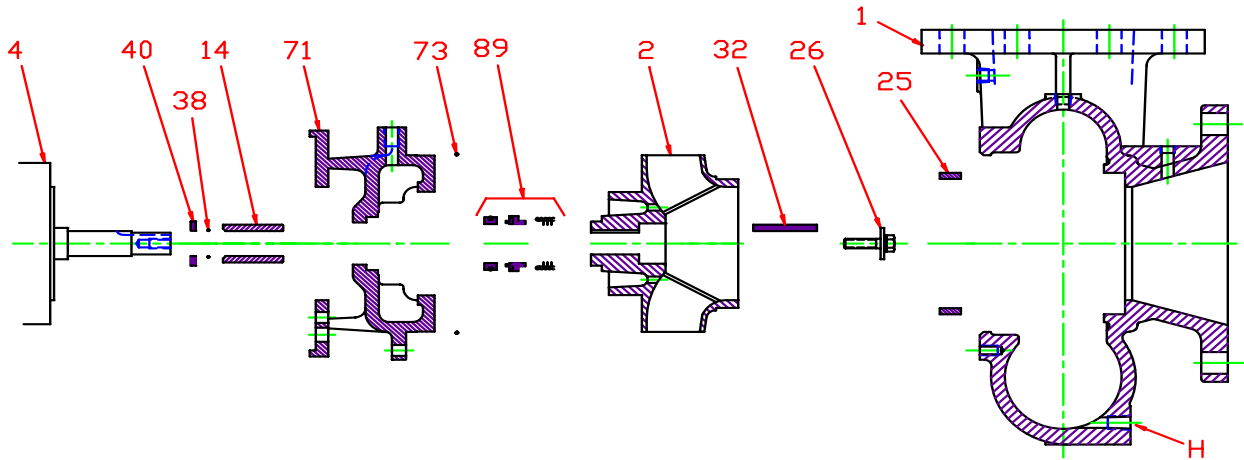
KEY NO.	PART NAME	PUMP NO. 59
1+	CASE, IRON, 6 x 5 FLG	137.000.563X
2	IMPELLER, 7/8" KEYED, ENCLOSED, SPECIFY DIAMETER: IRON BRONZE	137.000.564 137.001.016
4	MOTOR, JM140/180 MOTOR, JM210	See Chart See Chart
14*	SHAFT SLEEVE, BRONZE SHAFT SLEEVE, STAINLESS	110.000.215 110.000.373
25	WEAR RING, BRONZE	137.000.565
26*	IMPELLER RETAINER, STAINLESS	118.000.609
32*	KEY, STAINLESS	102.000.256
38*	O-RING, SHAFT, BUNA O-RING, SHAFT, VITON	116.000.117 116.000.105
40*	FLINGER, STAINLESS	104.000.256
71	ADAPTER, IRON - JM140/180/210	137.000.566X
73*	GASKET, CASE, O-RING	116.000.184
89*	1½" SEALS:	
	BN-CARB/CM	101.000.168
	VN-CARB/CM	101.000.191
	VN-CARB/SIL	101.000.175
	VN-SIL/SIL	101.000.204
	EPDM-CARB/SIL EPDM-SIL/SIL	101.000.175B 101.000.204A
--	° REPAIR KITS:	
	BN-CARB/CM SEAL	118.000.529
	VN-CARB/CM SEAL (S)	118.000.529A
	VN-CARB/SIL SEAL	118.000.529B
	VN-SIL/SIL SEAL (S)	118.000.529C
	EPDM-CARB/SIL SEAL EPDM-SIL/SIL SEAL	118.000.529D 118.000.529E

* DENOTES COMPONENTS INCLUDED IN REPAIR KIT.

+ INCLUDES BRONZE WEAR RING. FOR STEEL WEAR RING, REPLACE SUFFIX "X" WITH "X1".

° ALL REPAIR KITS INCLUDE THE BRONZE SHAFT SLEEVE EXCEPT THE (S) INDICATED, WHICH IS STAINLESS WITH VITON SHAFT O-RING.

Pump 59 • Iron • JM Frame • 1150 RPM



CONSTRUCTION OPTIONS				
KEY	PART NAME	STANDARD FITTED	BRONZE FITTED	ALL IRON
1	Case	Iron	Iron	Iron
2	Impeller	Iron	Bronze	Iron
14	Shaft Sleeve	Bronze	Bronze	Stainless
25	Wear Ring	Bronze	Bronze	Steel
26	Impeller Retaining Assy	Stainless	Stainless	Stainless
32	Key	Stainless	Stainless	Stainless
38	Shaft O-Ring	BUNA	BUNA	BUNA
40	Flinger	Stainless	Stainless	Stainless
71	Adapter	Iron	Iron	Iron
73	Gasket, Case, O-Ring	BUNA	BUNA	BUNA
89	Mechanical Seal, Type 21 BN-CM	Standard	Standard	Standard
H	Plug, Drain	Brass	Brass	Plated Steel

E059JM180

F15

C0591150JM