

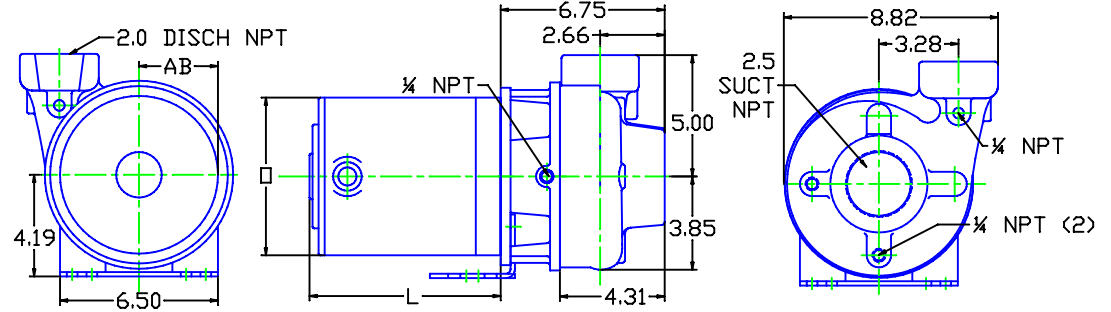
MOTOR DIMENSIONS
NEMA C56 FRAME 1750 RPM

HP	FRAME	ODP			TEFC		
		L	O	AB	L	O	AB
.50	C56	9.16	6.19	5.06	9.48	7.25	5.88
.75	C56	9.78	6.19	5.06	9.87	7.25	5.88

See JM frame for 1 HP

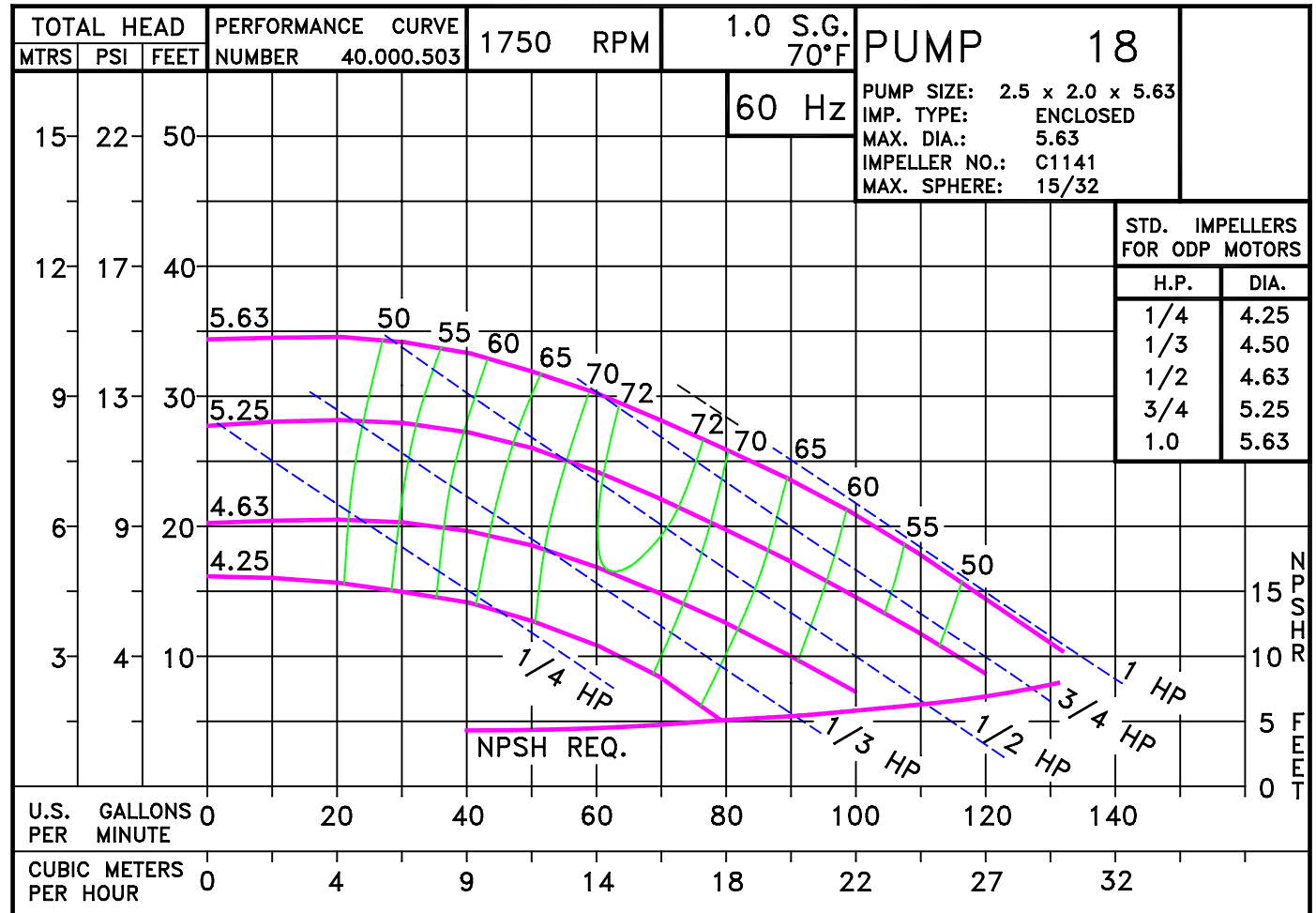
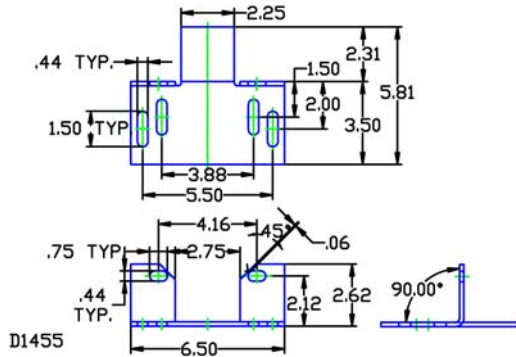
D018C56

DRAWING DEPICTS 56C ODP MOTOR

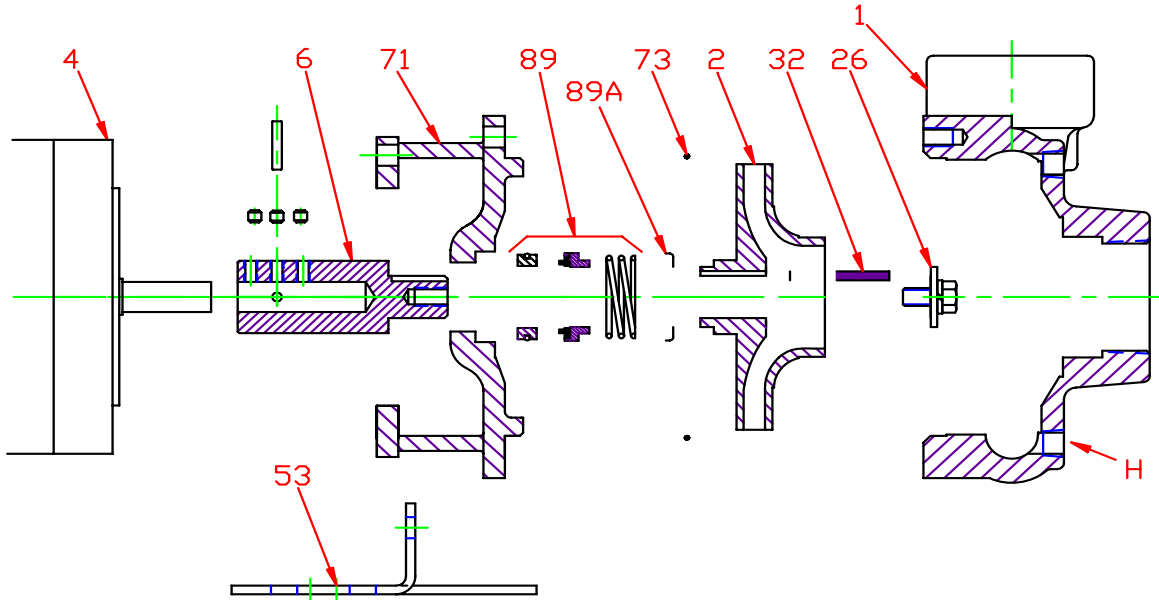


ALL DIMENSIONS IN INCHES.

DRAWING REPRESENTS APPROXIMATE PUMP DIMENSIONS. AUTOCAD DRAWING TO SCALE AVAILABLE FROM FACTORY.



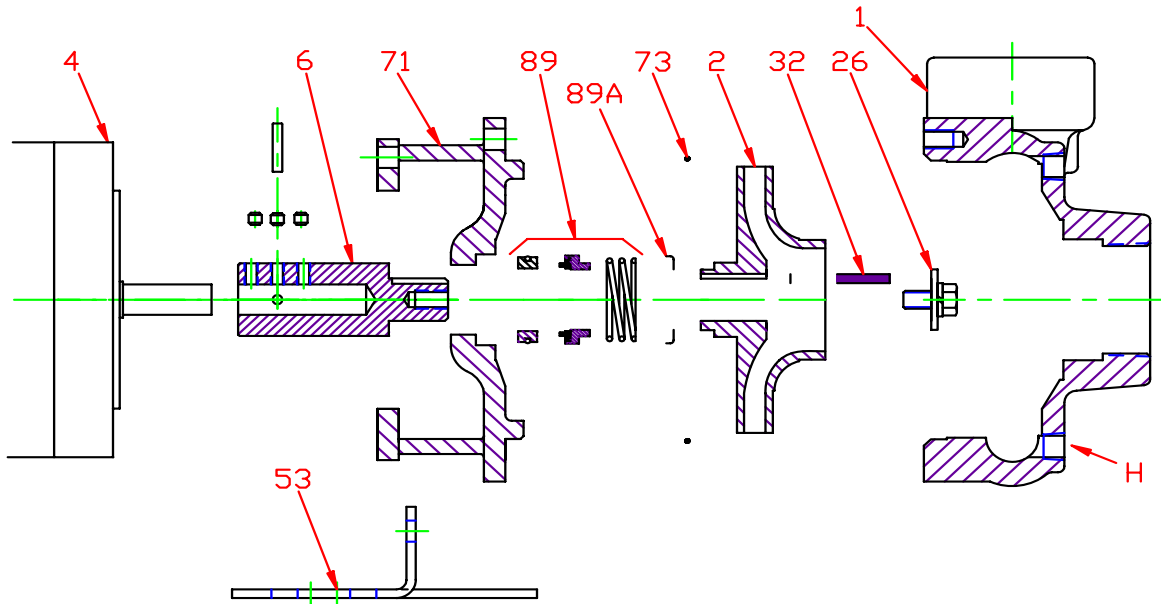
Pump 18 • Iron • C56 Frame • 1750 RPM



KEY NO.	PART NAME	PUMP NO. 18
1	CASE, IRON, 2.5 x 2 NPT	130.000.169X
2	IMPELLER, 7/8" KEYED, ENCLOSED, SPECIFY DIAMETER:	
	CIBR	137.000.131
	IRON	137.000.132
	BRONZE	137.000.130
4	MOTOR, C56	See Chart
6*+	STUB SHAFT, BRONZE	135.000.165X
	STUB SHAFT, STAINLESS	135.000.174X
26*	IMPELLER RETAINER, STAINLESS	118.000.111A
32*	KEY, STAINLESS	102.000.102
53	BASE, STEEL	119.000.237A
71	ADAPTER, IRON	132.000.194X
73*	GASKET, CASE, BUNA	116.000.146
89*	1½" SEALS:	
	BN-CARB/CM	101.000.168
	VN-CARB/CM	101.000.191
	VN-CARB/SIL	101.000.175
	VN-SIL/SIL	101.000.204
	EPDM-CARB/SIL	101.000.175B
	EPDM-SIL/SIL	101.000.204A
89A*	SEAL RETAINER, STAINLESS	104.000.175
--	° REPAIR KITS:	
	BN-CARB/CM SEAL	118.000.381
	VN-CARB/CM SEAL (S)	118.000.381A
	VN-CARB/SIL SEAL	118.000.381B
	VN-SIL/SIL SEAL (S)	118.000.381D
	EPDM-CARB/SIL SEAL	118.000.381C
	EPDM-SIL/SIL SEAL	118.000.381E

* DENOTES COMPONENTS INCLUDED IN REPAIR KIT.
 + INCLUDES SET SCREWS AND PINS.
 ° ALL REPAIR KITS INCLUDE THE BRONZE STUB SHAFT EXCEPT THE (S) INDICATED, WHICH IS STAINLESS.

Pump 18 • Iron • C56 Frame • 1750 RPM



CONSTRUCTION OPTIONS

KEY	PART NAME	STANDARD FITTED	BRONZE FITTED	ALL IRON
1	Case	Iron	Iron	Iron
2	Impeller	CIBR	Bronze	Iron
6	Stub Shaft	Bronze	Bronze	Stainless
26	Imp. Retaining Ass'y	Stainless	Stainless	Stainless
32	Key	Stainless	Stainless	Stainless
53	Base	Steel	Steel	Steel
71	Adapter	Iron	Iron	Iron
73	Gasket, Case	BUNA	BUNA	BUNA
89	Mechanical Seal, Type 21 BN-CM	Standard	Standard	Standard
89A	Seal Spring Retainer	Stainless	Stainless	Stainless
H	Plug, Drain	Brass	Brass	Plated Steel

CIBR: Cast iron with brass wear ring on eye

E017C56

F12

C0181750C56